

Why Don't You Give it a Try

Here are some ideas that you could try and easily implement in your classroom.

Create a Visual Schedule with Student Photographs

I created a daily schedule to post in my Pre-kindergarten room. I used a pocket chart to organize the words and pictures. I took photographs of my students completing each of these activities throughout the day. I found that using real photographs helped the children relate to the daily events and they began to recognize and read our day plan. In addition, I made sure to have all the students who struggle with transitions in each picture and it seemed to help them to change activities easier.

Submitted by Krystal Fahlman

Family Information Board

I created a family information board outside my classroom. I use it to post my monthly newsletter, weekly school newsletters, special events, calendars, reminders and important forms. Also, it is a space where I can post documentation for events happening at school and in the classroom. Families enjoy having the information and they enjoy observing the pictures and documents about activities. This is a great home and school communication tool!

Submitted by Krystal Fahlman

Personal Display Board

In my Pre-kindergarten classroom, I created a small personal display board for each of my students. I took ribbon and divided up two large bulletin boards into enough spaces for the number of students. The student display boards are used to display documentation, student work, art work, pictures, etc. The students enjoy showing their families all the important work they do at school each day.

This is a great way to showcase each student and make each child feel like a valuable member of the classroom.








Submitted by Krystal Fahlman





Student Symbols

In my Pre-kindergarten class, I have created a list of symbols that I use for developing early literacy with the children. Each year the students get to pick their own symbol from the list. I place the symbols on all labels identify their materials, art work, lockers, etc. The children can easily identify their locker or art work by looking for their symbol. It is a great addition to using photographs in the classroom for developing letter and word identification. Once I started using symbols beside their printed name, I found that more children could identify and read their name or the letters in the name. There are several different symbols you can use for your students. I



have seen some teachers use symbols such as flowers, planes, bugs, trains, etc. For my classroom, I have selected symbols from cultures all over the world and I share the meaning of the symbols with my students and families.

Symbol	Name	Meaning	Origin
	Akoma	symbol of patience and goodwill	African
	Ankh	symbol of eternal life	Egyptian
	Child	symbol of a child	Cameroon (Africa)
	Sacred Circle	symbol of the four elements (earth, water, air, fire)	First Nations
	Five-Petaled Blossom	symbol of good fortune	Japanese
	Infinity	symbol of perfection	India
	Inukshuk	symbol marks special places	Inuit

	Sacred Circle	symbol of the four elements (earth, water, air, fire)	First Nations
	Five-Petaled Blossom	symbol of good fortune	Japanese
	Infinity	symbol of perfection	India
	Inukshuk	symbol marks special places	Inuit

Submitted by Krystal Fahlman

Planbookedu

After consulting with a colleague, we decided that instead of using a traditional, paper, day book, we would look online to see what options there were for online daybooks. We found quite a few options, but nothing that really seemed to fit our needs. We wanted something that we could access from any computer, one that would autofill spaces from week to week, or daily, depending on what we were teaching, and something that would allow us to insert Saskatchewan outcomes without having to retype them. The one that seemed closest was planbookedu. The problem with planbookedu is that it is American, so it has American standards saved in a database, but not our SK outcomes. We emailed them and they told us that they would be willing to add in our outcomes, but unfortunately they had no date to when this would be completed as they were backlogged. They showed me how I could insert my own outcomes and share them publically so that other teachers could search for them and use them. It took me about an hour to input all the Kindergarten outcomes. Currently, teachers have added in SK kindergarten, some grade 2, and some senior math outcomes.

There is a free daybook available, but in order to get all of the features that I wanted, the cost is \$25/year. This fee includes things like, the ability to insert outcomes, the ability to print, email and share your day book and the ability to imbed things like movies, powerpoints, etc into your daybook.

Karen Hadwen